

T H E E C O N O M I C S O F I N N O V A T I O N



DOT CATALOG

DOT Propane Cylinders
Forklift Cylinders & Tanks
Marine Cylinders
Propane Burners



MISSION STATEMENT / TABLE OF CONTENTS

Mission Statement

Manchester Tank is the leading manufacturer of low-pressure vessels for propane, air, and industrial applications in North America and Australia.

Our mission is to retain our premier position by continuously improving our products and service level to meet and exceed the expectations of our customers. Customer satisfaction is central to our existence. Our employees will accomplish this by functioning as a team and becoming involved. We will continuously invest in operations and improve processes.

We will function with a high degree of integrity and provide a reasonable return for our owners.

History

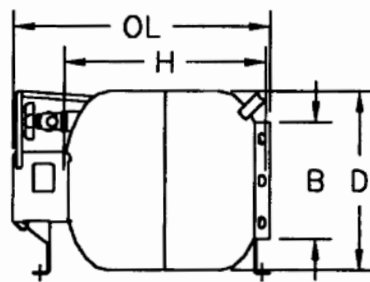
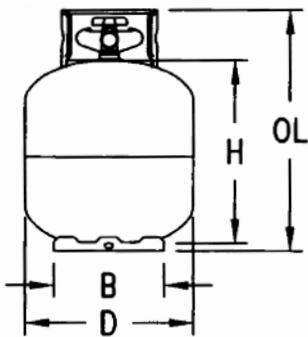
Manchester Tank, founded in 1946 by Mollie and Edward Riefschneider, is today's foremost manufacturer of low pressure vessels. They instilled a family dedication to quality workmanship and customer satisfaction.

Manchester Tank has grown from an original shop with 10 employees to six manufacturing plants with over 1000 employees throughout North America and Australia today. We continue our commitment to quality, and hope to have the opportunity to put our people and our products to work for you.

Product Features and Warranty_____	1
DOT Propane Cylinders_____	2
20# Gas Grill & RV Cylinders_____	3
30# & 40# Cylinders_____	4
50#, 60# & 100# DOT Cylinders_____	5
100#, 200#, & 420# Portable Cylinders_____	6
Steel Forklift Cylinders_____	7
Aluminum Forklift Cylinders_____	8
Steel Buffer Cylinders_____	9
10#, 20# & 33.5# Aluminum Marine Cylinders_____	10
Propane Hand Burners_____	11
Vertical Propane Dispenser_____	12
Point Of Sale Cylinder Display_____	13

MAJOR FEATURES OF OUR DOT CYLINDERS

- A full range of cylinders from 5 pounds to 420 pounds, forklift and buffer cylinders.
- Manufactured by Manchester in the most up-to-date, state-of-the-art cylinder facilities in the U.S.A.
- All cylinders conform with strict compliance to DOT specifications 4BA, 4BW and 4E. In addition, most cylinders conform and are approved under Transport Canada specifications 4BAM, 4BWM and 4EM.
- All Manchester cylinders go through multiple testing procedures.
- All Manchester cylinders are steel shotblasted prior to painting.
- All steel cylinders have Powder Coat Paint for maximum rust protection.
- HANDLE-EZ collar design. The only collar with a built-in, formed handle with no sharp edges.
- All include consumer warning decals that are easy to read for you and your customers' protection.
- Horizontal cylinders are available in 20# and 30# capacity.
- Capacity gauges are available in 20#, 30#, 33#, 40#, 43#, 200#, and 420# cylinders.
- Cylinders are shrink-wrapped on pallets or boxed individually for protection and easy storage.



VERTICAL & HORIZONTAL DIMENSIONS

- H = Height**
- OL = Overall Length**
- D = Overall Diameter**
- B = Base Diameter**

WARRANTY

Manchester Tank & Equipment Co., corporate office at:
1000 Corporate Centre Drive, Franklin, TN 37067

That all tanks, cylinders and equipment manufactured by it to be free from defects in material and workmanship under normal use and service when installed and used in accordance with all applicable state and local laws and regulations.

Defects in material or workmanship shall be corrected, at the option of Manchester, by repair, replacement or refund. In the event a repair is not commercially practicable or cannot be timely made, the item will be replaced, or with the consent of the consumer, a refund may be made.

This warranty does not cover damage resulting from abuse, misuse, negligence or accident; nor from problems resulting from failure to comply with all applicable state and local laws and regulations or problems caused, in whole or in part, by alteration or modification to the product.

This warranty does not cover stress cracks (3000 series) caused by use of compressors which do not meet ASME UG-22 Stress Calculations.

This warranty does not cover transportation to and from service locations, loss of time, inconvenience, commercial loss, loss of use, incidental charges or other consequential damages.

All such repairs will be made at authorized service centers. The names and locations of service centers can be obtained from the dealer from whom the item was purchased.

This warranty shall be for the term of three years on D.O.T. products and one year on A.S.M.E. products from the date of the sale by the dealer to the consumer. Upon demand by Manchester or the service center, the consumer shall produce the original sales contract or receipt to identify the date of purchase.

Some states do not allow limitations on how long an implied warranty lasts, so the above limitation may not apply to you. Some states do not allow the exclusion or limitation of incidental or consequential damages, so the above limitation or exclusion may not apply to you. This warranty gives you specific legal rights, and you may also have other rights which vary from state to state.

LP-gas regulators are not manufactured by Manchester. Therefore, they are covered by a separate manufacturer's warranty.

DOT PORTABLE PROPANE CYLINDERS



5# VERTICAL / 10054



10# VERTICAL / 10228.4



11# VERTICAL / 10393.1

2

Catalog No.	Description	Propane Capacities		Water Capacity	Length OL	Height H	Diameter D	Diameter B	Tare Weight	Skid Quantity
		Lb	Gal							
10054	5# ACME/OPD - VERTICAL - WHITE - BOXED	5.0	1.2	13.0	12.0	8.6	8.0	6.5	10	120
10228.4	10# ACME/OPD - VERTICAL - WHITE	10.0	2.4	23.8	17.4	13.8	8.9	7.3	15	80
10393.1	11# ACME/OPD - VERTICAL - WHITE - BOXED	11.0	2.6	26.1	12.4	8.4	12.2	7.9	14	84

Catalog No.	Description	kg	Liter	Kg	mm	mm	mm	mm	Kg	
10228.4	10# ACME/OPD - VERTICAL - WHITE	4.5	8.9	10.8	442	349	225	184	6.8	80
10393.1	11# ACME/OPD - VERTICAL - WHITE - BOXED	5.0	9.8	11.8	315	213	309	201	6.4	84

20# GAS GRILL & RV CYLINDERS

20# VERTICAL / 10504



20# SUREFLAME 10577 / 10504TC.100



SureFlame Gauge
catalog# A79610,
12 pack minimum.



20# HORIZONTAL W/GAUGE / 10487TC


Catalog No.	Description	Propane Capacities		Water Capacity	Length OL	Height H	Diameter D	Diameter B	Tare Weight	Skid Quantity
		Lb	Gal	Lb	In	In	In	In	Lb	
10504	20# ACME/OPD - VERTICAL - GRAY	20.0	4.6	47.6	18	13.9	12.2	8.0	18	60
10577 (10504TC.100)	20# SUREFLAME ACME/OPD EASY TO READ GAUGE - VERTICAL - GRAY	20.0	4.6	47.6	18	13.9	12.2	8.0	18	60
10487TC	20# ACME/OPD HORIZ. W/GAUGE - WHITE	20.0	4.6	47.6	17.4	13.9	12.2	7.9	21	60
Catalog No.	Description	kg	Liter	Kg	mm	mm	mm	mm	Kg	
10504	20# ACME/OPD - VERTICAL - GRAY	9.1	17.4	22	457	353	309	203	8.2	60
10577 (10504TC.100)	20# SUREFLAME ACME/OPD EASY TO READ GAUGE - VERTICAL - GRAY	9.1	17.4	22	457	353	309	203	8.2	60
10487TC	20# ACME/OPD HORIZ. W/GAUGE - WHITE	9.1	17.4	22	442	353	309	201	11.8	60

30# & 40# CYLINDERS

**30# VERTICAL
1160TC.5**



**30# HORIZONTAL
W/GAUGE
1175TC**



40# VERTICAL / 1220.13

4


Catalog No.	Description	Propane Capacities		Water Capacity	Length OL	Height H	Diameter D	Diameter B	Tare Weight	Skid Quantity
		Lb	Gal							
1160TC.5	30# ACME/OPD VERTICAL - WHITE	30.0	6.8	71.4	23.4	19.6	12.2	7.9	25	48
1166TC.2	30# ACME/OPD VERTICAL W/GAUGE - WHITE	30.0	6.8	71.4	23.4	19.6	12.2	7.9	26	48
1175TC	30# ACME/OPD HORIZ. W/GAUGE - WHITE	30.0	6.8	71.4	23.4	19.6	12.2	7.9	31	48
1220.13	40# ACME/OPD VERTICAL - WHITE	40.0	9.2	95.2	29.4	25.6	12.2	7.9	32	36
1222TC.2	40# ACME/OPD VERTICAL W/GAUGE - WHITE	40.0	9.2	95.2	29.4	25.6	12.2	7.9	32	36

Catalog No.	Description	Propane Capacities		Water Capacity	Length OL	Height H	Diameter D	Diameter B	Tare Weight	Skid Quantity
		kg	liter							
1160TC.5	30# ACME/OPD VERTICAL - WHITE	13.6	25.7	32.4	594	497	309	201	11.3	48
1166TC.2	30# ACME/OPD VERTICAL W/GAUGE - WHITE	13.6	25.7	32.4	594	497	309	201	11.8	48
1175TC	30# ACME/OPD HORIZ. W/GAUGE - WHITE	13.6	25.7	32.4	594	497	309	201	14.1	48
1220.13	40# ACME/OPD VERTICAL - WHITE	18.1	34.8	43.2	747	649	309	201	14.1	36
1222TC.2	40# ACME/OPD VERTICAL W/GAUGE - WHITE	18.1	34.8	43.2	747	649	309	201	14.5	36


50#, 60# & 100# DOT CYLINDERS



Screw Cap Type



Collar Type



Footring

Rust resistant mastic coating.



100# VERTICAL / 1428

60# VERTICAL / 1426TC

50# VERTICAL / 14990TC

Catalog No.	Description	Propane Capacities		Water Capacity	Length OL	Height H	Diameter D	Diameter B	Tare Weight	Skid Quantity
		Lb	Gal							
14990TC	50# POL VALVE VERTICAL - GRAY	50.0	11.4	119.0	27.4	21.8	15.1	14.0	42	27
1426TC	60# POL VALVE VERTICAL - GRAY	60.0	13.7	143.0	43.1	37.4	12.2	12.2	46	24
1428	100# POL VALVE VERTICAL - GRAY	100.0	22.9	238.0	46.6	41.0	15.1	14.0	70	18
1430	100# POL VALVE VERTICAL - GRAY - WITH SCREW CAP	100.0	22.9	238.0	46.6	41.0	15.1	14.0	72	18
1436	100# MULTIVALVE VERTICAL - GRAY	100.0	22.9	238.0	46.6	41.0	15.1	14.0	71	18
1439	100# POL VALVE VERTICAL - GRAY - COLLAR W/ LIQUID VALVE	100.0	22.9	238.0	46.6	41.0	15.1	14.0	71	18
Catalog No.	Description	kg	Liter	Kg	mm	mm	mm	mm	Kg	
14990TC	50# POL VALVE VERTICAL - GRAY	22.7	43.1	54.0	696	553	383	356	19.1	27
1426TC	60# POL VALVE VERTICAL - GRAY	27.2	51.9	64.9	1095	949	309	309	20.9	24
1428	100# POL VALVE VERTICAL - GRAY	45.4	86.7	108.0	1184	1041	383	356	31.8	18
1430	100# POL VALVE VERTICAL - GRAY - WITH SCREW CAP	45.4	86.7	108.0	1184	1041	383	356	32.7	18
1436	100# MULTIVALVE VERTICAL - GRAY	45.4	86.7	108.0	1184	1041	383	356	32.2	18
1439	100# POL VALVE VERTICAL - GRAY - COLLAR W/ LIQUID VALVE	45.4	86.7	108.0	1184	1041	383	356	32.2	18

100# MINI ASME, 200# & 420# PORTABLES

DOT VS. ASME COMPARISON

- The DOT 200#, 420# and ASME 100#, 200# & 420# cylinders can be transported with 80% of total container volume.
- The weight of an ASME 420# is 13 lbs. more than a DOT 420#. This thicker steel provides the customer greater longevity of the 420# assets.
- ASME code does not mandate a retest period. DOT retest periods are 12 years after manufacturing, then each 5 year period thereafter.
- State-of-the-art powder coating system cylinder finish, called "Armor Clad II - THE NEXT GENERATION," which improves the durability of the tank by 150%!
- Vacuum Pre-purged tank saves in the cost to prepare a tank for customer use.
- HDPE (High Density Polyethylene) Lids. Extremely durable rust-proof and dent-proof. So reliable, they come with a 10 year guarantee!

Lifting Lugs standard on 200# & 420#



100# /ASME MINI

200# DOT /57 GAL. ASME

420# DOT /120 GAL. ASME

Catalog No.	Product Data	Propane Capacities		Water Capacity	Length OL	Height H	Diameter D	Diameter B	Tare Weight	Skid Quantity
		Lb	Gal	Lb	In	In	In	In	Lb	
14205TC.11HL	200# DOT 4BW240 Vertical - Multi - Valve w/ Gauge	200	45.6	476	41.9	34.1	24	20.0	152	16
1499TC.11HL	420# DOT 4BW240 Vertical - Quickfit Valve	420	95.9	1000	53.8	45.6	30	23.1	278	9
		kg	Liter	Kg	mm	mm	mm	mm	Kg	
14205TC.11HL	200# DOT 4BW240 Vertical - Multi - Valve w/ Gauge	90.7	172.9	256.7	1064	865	610	508	66.7	16
1499TC.11HL	420# DOT 4BW240 Vertical - Quadrifitt Valve	190.5	363.0	453.6	1366	1159	762	587	126.1	9
		Lb	Gal	Lb	In	In	In	In	Lb	
68143HL	28.6 (100#) ASME MINI Vertical - 250 PSI 2 hole w/Gauge	100	22.9	238	37.1	29.8	18	15.5	85	20
6765.11HL	57 gal. (200#) ASME Vertical - 250 PSI Multi Valve w/ Gauge	200	45.6	476	41.9	34.1	24	20.0	188	16
6762.11HL	120 gal. (420#) ASME Vertical - 250 PSI Quadrifitt Valve	420	95.9	1000	53.8	45.6	30	23.1	291	9
		Kg	Liter	Kg	mm	mm	mm	mm	Kg	
68143HL	28.6 (100#) ASME MINI Vertical - 250 PSI 2 hole w/Gauge	45.4	86.6	108.3	942	756	457	394	38.6	20
6765.11HL	57 gal. (200#) ASME Vertical - 250 PSI Multi Valve w/ Gauge	90.7	172.9	256.7	1064	865	610	508	85.3	16
6762.11HL	120 gal. (420#) ASME Vertical - 250 PSI Quadrifitt Valve	190.5	363.0	453.6	1366	1159	762	587	132.0	9

STEEL FORKLIFT CYLINDERS

- Quick Coupler installed on all Manchester forklift cylinders.
- Cylinders can be stamped with your company name at no extra charge for skid quantity orders.
- Manchester forklift cylinders have *Lifetime Warranty* on dip tubes.
- Permanently positioned relief valve with a clear path to the outside of the cylinder. No adapters, which can be lost or misdirected, are needed.
- Foot ring designed to withstand high impact.
- Stackable for increased capacity on your trucks.



20# / 5560TC

33.5# / 5580TC

43.5# / 5595TC

Catalog No.	Description	Propane Capacities		Water Capacity	Length OL	Height H	Diameter D	Diameter B	Tare Weight	Skid Quantity
		Lb	Gal	Lb	In	In	In	In	Lb	
5550	20# LIQUID Fill/service through the liquid opening Has plugged vapor opening	20	4.6	47.6	19	13.6	12.2	10.3	27	48
5560TC	20# LIQUID Fill/service through the vapor opening	20	4.6	47.6	19	13.6	12.2	10.3	27	48
5570TC	33.5# LIQUID Fill/service through the liquid opening Has plugged vapor opening	33.5	7.7	80	27.3	21.8	12.2	10.3	36	36
5580TC	33.5# LIQUID Fills through the vapor opening	33.5	7.7	80	27.3	21.8	12.2	10.3	36	36
5590TC	43.5# LIQUID Fill/service through the liquid opening Has plugged vapor opening	43.5	9.9	104	33.3	27.8	12.2	10.3	44	24
5595TC	43.5# LIQUID Fills through the vapor opening	43.5	9.9	104	33.3	27.8	12.2	10.3	44	24
5305	14.25# LIQUID Fills through the vapor opening	14.25	3.2	33.5	20.8	16.8	9	8	22	12
5306	14.25# VAPOR Fills through the liquid opening	14.25	3.2	33.5	20.8	16.8	9	8	22	12

Catalog No.	Description	kg	Liter	Kg	mm	mm	mm	mm	Kg	
5550	20# LIQUID Fill/service through the liquid opening Has plugged vapor opening	9.1	17.4	22	483	345	310	260	12.2	48
5560TC	20# LIQUID Fill/service through the vapor opening	9.1	17.4	22	483	345	310	260	12.2	48
5570TC	33.5# LIQUID Fill/service through the liquid opening Has plugged vapor opening	15.2	29.1	36.3	692	554	310	260	16.3	36
5580TC	33.5# LIQUID Fills through the vapor opening	15.2	29.1	36.3	692	554	310	260	16.3	36
5590TC	43.5# LIQUID Fill/service through the liquid opening Has plugged vapor opening	19.7	37.5	47.2	845	706	310	260	20	24
5595TC	43.5# LIQUID Fills through the vapor opening	19.7	37.5	47.2	845	706	310	260	20	24
5305	14.25# LIQUID Fills through the vapor opening	6.5	12.1	15.2	527	425	229	203	10	12
5306	14.25# VAPOR Fills through the liquid opening	6.5	12.1	15.2	527	425	229	203	10	12

ALUMINUM FORKLIFT CYLINDERS

- Quick Coupler installed on all Manchester forklift cylinders.
- Cylinders are inspected and vacuum pre-purged.
- Cylinders can be stamped with your company name at no extra charge for skid quantity orders.
- Manchester forklift cylinders have *Lifetime Warranty* on dip tubes.
- Permanently positioned relief valve with a clear path to the outside of the cylinder. No adapters, which can be lost or misdirected, are needed.
- Foot ring designed to withstand high impact.
- Stackable for increased capacity on your trucks.
- Aluminum cylinders are shot blasted resulting in a textured finish. This manufacturing process is environmentally friendly, creating a "Green" working environment for our employees.



33.5# / 9315

43.5# / 9161

Contact Customer Service for cutaway availability.

Catalog No.	Description	Propane Capacities		Water Capacity	Length OL	Height H	Diameter D	Diameter B	Tare Weight	Skid Quantity	
		Lb	Gal								
9305	20# LIQUID W/GAUGE	Fills through the vapor opening	20	4.6	47.6	20.4	14.9	12.3	9.5	17	48
9290	33.5# LIQUID, LESS GAUGE	Fill/service through the liquid opening	33.5	7.4	80	28.3	22.4	12.3	9.5	24	36
9310	33.5# LIQUID, W/GAUGE	Fill/service through the liquid opening Has plugged vapor opening	33.5	7.4	80	28.3	22.4	12.3	9.5	24	36
9315	33.5# LIQUID W/GAUGE	Fills through the vapor opening	33.5	7.4	80	28.3	22.4	12.3	9.5	24	36
9317	33.5# LIQUID, LESS GAUGE	Fills through the vapor opening	33.5	7.4	80	28.3	22.4	12.3	9.5	24	36
9161	43.5# LIQUID W/GAUGE	Fills through the vapor opening	43.5	9.9	104	33.9	28.8	12.3	9.5	25	24
9162	43.5# LIQUID, LESS GAUGE	Fill/service through the liquid opening	43.5	9.9	104	33.9	28.8	12.3	9.5	25	24
9163	43.5# LIQUID, LESS GAUGE	Fills through the vapor opening	43.5	9.9	104	33.9	28.8	12.3	9.5	25	24
9164	43.5# LIQUID, W/GAUGE	Fill/service through the liquid opening Has plugged vapor opening	43.5	9.9	104	33.9	28.8	12.3	9.5	25	24

Catalog No.	Description	Propane Capacities		Water Capacity	Length OL	Height H	Diameter D	Diameter B	Tare Weight	Skid Quantity	
		kg	Liter								
9305	20# LIQUID W/GAUGE	Fills through the vapor opening	9	17	21.6	518	379	312	241	7.7	48
9290	33.5# LIQUID, LESS GAUGE	Fill/service through the liquid opening	15.2	28	36.3	717.6	569	312	241	10.9	36
9310	33.5# LIQUID, W/GAUGE	Fill/service through the liquid opening Has plugged vapor opening	15.2	28	36.3	717.6	569	312	241	10.9	36
9315	33.5# LIQUID W/GAUGE	Fills through the vapor opening	15.2	28	36.3	717.6	569	312	241	10.9	36
9317	33.5# LIQUID, LESS GAUGE	Fills through the vapor opening	15.2	28	36.3	717.6	569	312	241	10.9	36
9161	43.5# LIQUID W/GAUGE	Fills through the vapor opening	19.7	37.5	47.2	862.1	732	312	241	11.3	24
9162	43.5# LIQUID, LESS GAUGE	Fill/service through the liquid opening	19.7	37.5	47.2	862.1	732	312	241	11.3	24
9163	43.5# LIQUID, LESS GAUGE	Fills through the vapor opening	19.7	37.5	47.2	862.1	732	312	241	11.3	24
9164	43.5# LIQUID, W/GAUGE	Fill/service through the liquid opening Has plugged vapor opening	19.7	37.5	47.2	862.1	732	312	241	11.3	24

STEEL & ALUMINUM VERTICAL BUFFER CYLINDERS

20# STEEL / 5456



20# ALUMINUM / 9285



Product Data		Propane Capacities		Water Capacity	Length OL	Height H	Diameter D	Diameter B	Tare Weight	Skid Quantity
Catalog No.	Description	Lb	Gal	Lb	In	In	In	In	Lb	
5455	20# STEEL VAPOR W/QUICK COUPLER - LESS FILL	20.0	4.6	47.6	19	13.6	12.2	10.3	27	48
5456	20# STEEL VAPOR SVC WITH FILL & GAUGE	20.0	4.6	47.6	19	13.6	12.2	10.3	27	48
5461TC	20# STEEL VAPOR SVC OPD/LESS FILL - GAUGE	20.0	4.6	47.6	19	13.6	12.2	10.3	27	48
9285	20# ALUMINUM LESS FILL WITH GAUGE	20.0	4.6	47.6	19	14.9	12.3	9.5	17	48
9287	20# ALUMINUM WITH FILL VALVE	20.0	4.6	47.6	19	14.9	12.3	9.5	17	48
9257TC	20# ALUMINUM LESS FILL WITH OPD & SIGHT GAUGE	20.0	4.6	47.6	19	14.9	12.3	9.5	17	48

Catalog No.	Description	kg	Liter	Kg	mm	mm	mm	mm	Kg	
5455	20# STEEL VAPOR W/QUICK COUPLER - LESS FILL	9.1	17.4	21.6	483	345	310	260	12.2	48
5456	20# STEEL VAPOR SVC WITH FILL & GAUGE	9.1	17.4	21.6	483	345	310	260	12.2	48
5461TC	20# STEEL VAPOR SVC OPD/LESS FILL - GAUGE	9.1	17.4	21.6	483	345	310	260	12.2	48
9285	20# ALUMINUM LESS FILL WITH GAUGE	9.1	17.4	21.6	483	379	312	241	7.7	48
9287	20# ALUMINUM WITH FILL VALVE	9.1	17.4	21.6	483	379	312	241	7.7	48
9257TC	20# ALUMINUM LESS FILL WITH OPD & SIGHT GAUGE	9.1	17.4	21.6	483	379	312	241	7.7	48

PERMANENT MOUNTED ASME FORKLIFT TANKS

5090



Product Data		Propane Capacities		Water Capacity	Length OL	Height H	Diameter D	Diameter B	Tare Weight	Skid Quantity
Catalog No.	Description	Lb	Gal	Lb	In	In	In	In	Lb	
5060	10 X 24 ASME 312 PSI W/SIGHT GAUGE & BRKTS.	25.4	5.8	60.8	24.0	15.3	10.0	N/A	41	15
5090	12 X 24 ASME 312 PSI W/SIGHT GAUGE & BRKTS.	36.1	8.2	85.8	24.0	17.3	12.0	N/A	45	12

Catalog No.	Description	kg	Liter	Kg	mm	mm	mm	mm	Kg	
5060	10 X 24 ASME 312 PSI W/SIGHT GAUGE & BRKTS.	11.5	22.0	27.6	610	387	254	N/A	18.6	15
5090	12 X 24 ASME 312 PSI W/SIGHT GAUGE & BRKTS.	16.4	31.0	38.9	610	440	305	N/A	20.4	12

10#, 20# & 33.5# ALUMINUM MARINE CYLINDERS

33.5# VERTICAL / 9151TC

20# VERTICAL / 9060TC.1



10# VERTICAL / 9058TC.2



20# HORIZONTAL / 9061TC.1



10# HORIZONTAL / 9059TC.1

10

Catalog No.	Description	Propane Capacities		Water Capacity	Length OL	Height H	Diameter D	Diameter B	Tare Weight	Skid Quantity
		Lb	Gal							
9059TC.1	ACME/OPD HORIZONTAL - MARINE - BOXED	10	2.3	23.6	16.4	11.13	10.38	7.8	9.2	20
9058TC.2	ACME/OPD VERTICAL	10	2.3	23.6	16.4	11.13	10.38	7.8	9.4	20
9061TC.1	ACME/OPD HORIZONTAL - MARINE - BOXED	20	4.6	47.6	20.7	14.9	12.28	7.8	18.0	16
9060TC.1	ACME/OPD VERTICAL	20	4.6	47.6	20.7	14.9	12.28	7.8	13.0	16
9151TC	ACME/OPD VERTICAL - MARINE	33.5	7.4	80.0	28.2	22.38	12.28	7.8	18.0	12
Catalog No.	Description	Kg	Liter	Kg	mm	mm	mm	mm	Kg	
9059TC.1	ACME/OPD HORIZONTAL - MARINE - BOXED	4.54	8.9	10.70	416	283	264	197	4.2	20
9058TC.2	ACME/OPD VERTICAL	4.54	8.9	10.70	416	283	264	197	4.3	20
9061TC.1	ACME/OPD HORIZONTAL - MARINE - BOXED	9.07	17	21.59	526	379	312	197	8.2	16
9060TC.1	ACME/OPD VERTICAL	9.07	17	21.59	526	379	312	197	5.9	16
9151TC	ACME/OPD VERTICAL - MARINE	15.2	28	36.29	716	568	312	197	8.2	12

MANCHESTER PROPANE HAND BURNERS



POWER JET COMBO / 8061



HANDIBOY COMBO / 8062

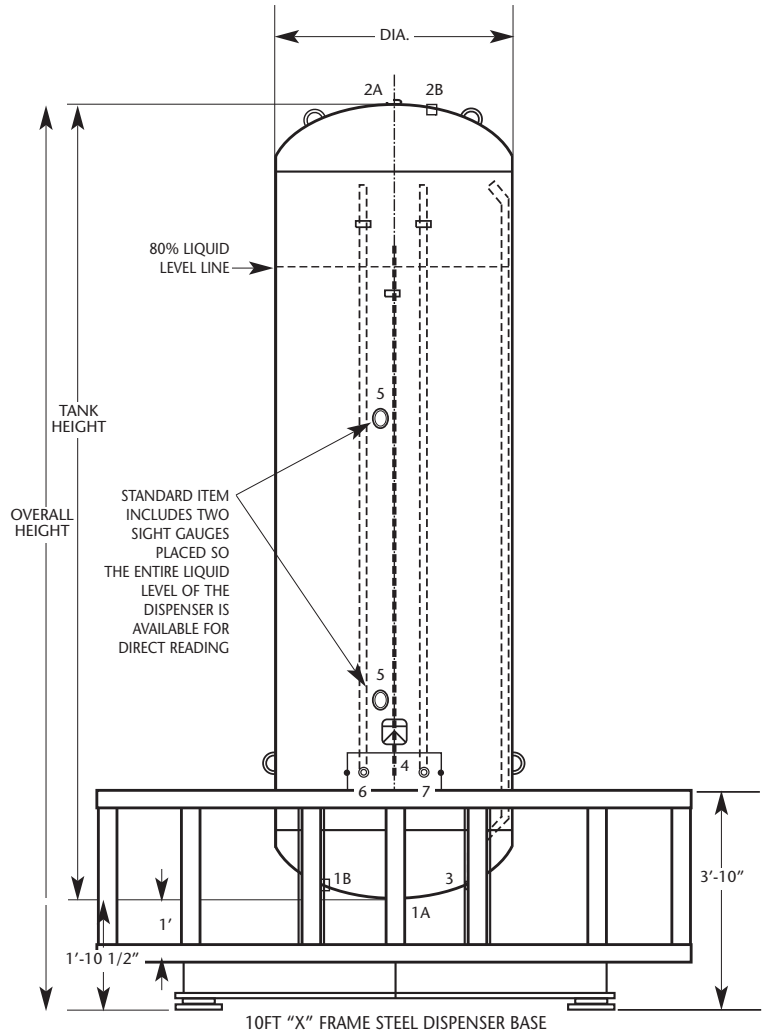
POWER JET / 8017



HANDIBOY / 8053

Catalog No.	Description	BTU	Kilojoule kj	Shipping Weight	Pkg.
8062	HANDIBOY BURNER BUBBLE PACK KIT INCLUDES: Handiboy Burner, Excess Flow POL & 10' Hose Assembly. UL Listed.	500,000	527,500	4.5 Lb.	8
8053	HANDIBOY BURNER	500,000	527,520	2 Lb.	1
8017	3' POWER JET HAND BURNER	750,000	791,250	2.5 Lb.	4
8061	BUBBLE PACK KIT INCLUDES: 3' Power Jet Handburner, Regulator Gauge & 10' Hose.	750,000	791,250	5.8 Lb.	6
8012	SUPER 8' POWER JET HAND BURNER	2,000,000	2,110,000	4 Lb.	4

VERTICAL DISPENSER W/BASE & CRASH POSTS



Contact Customer Service for available paint options.

12

Catalog No.	Product Data	Water Capacity	Propane Capacity	Diameter	Overall Height	Working Pressure	Tare Weight
	Description	Gal	Lb	In	In		Lb
29014	660 GALLON ASME VERTICAL DISPENSER	660	528	42"	119"	250	1999
22014	1150 GALLON ASME VERTICAL DISPENSER	1150	920	48"	159"	250	3000
29011	1250 GALLON ASME VERTICAL DISPENSER	1250	1000	48"	169"	250	3290
29016	1600 GALLON ASME VERTICAL DISPENSER	1600	1280	48"	216"	250	4150
23354*	2000 GALLON ASME VERTICAL DISPENSER	1999	1600	54"	220"	250	6020
29005	660, 1150, 1250 & 1600 TANK BASES	N/A	N/A	N/A	10.5"	N/A	413
22774	660, 1150, 1250 & 1600 CRASH POST & RAILING	N/A	N/A	120"	35.5"	N/A	590

*Base, Crash Post & Railing is not available on this tank. Pumps and meters can be purchased at your local propane distributor.

POINT OF SALE DISPLAY

- Eye catching display to help increase your sales.
- Displays a variety of cylinders, 5 lb. thru 40 lb..
- All displays shipped with 2 of each cylinder.
One for show, and one to go!
- Includes our 20 lb. SureFlame cylinder, featuring the industry's most accurate liquid level gauge.
- This great, space saving design gives greater visibility to multiple size cylinders.



Catalog No.
B13425

MANCHESTER TANK & EQUIPMENT, CO. DISTRIBUTION MAP



To place orders and
check current availability,
Contact Customer Service:

800-640-6327

Fax: 888-876-6449

Or visit the Manchester web site:

www.mantank.com

E-mail: sales@mantank.com

Distributed by: